


說明:
1.*A尺寸為切溝前尺寸,切溝後尺寸無法正確量測。
2.BB SHEEL 內徑尺寸為55~55.1。
3.螺絲鎖緊扭力為25~28kgf-cm。

UNLESS OTHERWISE SPECIFIED: DIMENSIONS ARE IN MILLIMETERS SURFACE FINISH: TOLERANCES: LINEAR: ANGULAR:				FINISH:		DEBUR AND BREAK SHARP EDGES		DO NOT SCALE DRAWING		REVISION 1	
								YST CORPORATION			
	NAME		SIGNATURE		DATE				TITLE:		
DRAWN	Parkson				98.12.17				通用型偏心五通		
CHK'D											
APP'VD											
MFG											
Q.A					MATERIAL:			DWG NO.		A4	
								BB2008-1C			
					WEIGHT:			SCALE:1:1		SHEET 1 OF 2	

7	BB2008-1C-5	0.5x4.5x50L	2
6	BB2008-1C-4A	M4 X 59L 5.8MM螺栓頭	2
5	BB2008-1C-4	M4 X 59L	1
4	BB2008-1-3	定位螺帽	1
3	BB2008-1C-2R-1	偏心五通右偏心環(55)	1
2	BB2008-1C-2L-1	偏心五通左偏心環(55)	1
1	BB2008-1C-1	偏心五通中管	1
編號	零件檔案名稱	描述	數量


YST BB2008-1 Adjustment Instruction



1. Release both Bolt B and bolt A with Hex Wrench for 2-3mm. (See Fig.1)




2. Use Hammer and Hex Wrench to knock the both heads of Bolt B to release BB2008-1.(See Fig.2)



3. Insert 5mm Rod through into 5.5mm holes from left to right.(See Fig.3~4)





4. Use Wrench or Screw Driver to push 5mm Rod from both side, Then turn the Wrench or Screw Driver to the direction and angle you want.(See Fig.5~8)
5. Tighten up both Bolts B one by one, Bolt A for the last one with Torque Wrench by 25~28 Kgf-cm.